



IOT BASED 4 WAY PATIENT MONITORING BAND WITH INTEGRATED GPS

N. Divya Deepika

Dr. Uttam Mande

N. Sahithi

V. Vineetha

Abstract

The latest technology continues to face a great difficulty when it comes to managing and monitoring potentially contaminated patients. This project uses an IoT-based wearable monitor to track several vital indicators. Additionally, the system promptly alerts concerned medical authorities about any breaches for potentially infected patients by tracking real-time GPS data. The wearable sensor is linked to an edge node in the IoT cloud, which processes and analyses the data to identify the patient's current state of health. The proposed system consists of three layers: an Android web layer for mobile phones, a wearable Internet of Things sensor layer, and a cloud layer with Application Peripheral Interface (API). Every layer has a specific function; for instance, information from the IoT sensor layer is used to define health Vitals. In the following tier, the data is kept in a cloud database for quick decisions, alerts, and precautionary steps. Notifications and alarms will be sent to impacted patients' families using the Android mobile application layer. For forecasting and warning items, the integrated system has both an API and a mobile application that are synchronised. For monitoring, therapy, and analytical purposes, the design must specify the measured readings of the patient's condition. The investigation also shows how digital remote platforms and wearable technology are frequently utilised as a monitor to track a patient's health and recovery.

Keywords: Patient monitor, Android Application, Tracking, Alarms and Alerts.

1. INTRODUCTION

The number of scenarios in which we use the Internet has been growing in recent years, expanding from static to social, transactional, and mobile. This progression has spawned a new concept: The Internet of Things (IoT) is described as any everyday device (or group of devices) connecting to the Internet from anywhere and at any time. Wearable technology, such as watches and phones running the Android operating system, is used in this project. The goal is to collect and interpret data from sensors put in individuals Vitals to detect. A suggestion for a smart health support system for monitoring isolated patients from a far. Implementation of an Internet of Things-based smart home healthcare support architecture capable of decreasing avoidable hospital loads caused by regular outbreaks. Specifically, the new system, which can also supply vital comforts using only IoT-enabled household appliances, encourages people with severe and chronic illnesses. Internet of Things-enabled devices make remote monitoring in the healthcare industry possible. These devices have the potential to keep patients safe and healthy while also enabling physicians to deliver excellent care. Patient engagement and satisfaction have increased as interactions with doctors have become simpler and more effective. Additionally, the amount of time spent in the hospital is cut down, and readmissions are prevented. IoT has a significant impact on reducing healthcare costs and improving treatment results. Without a doubt, IoT is revolutionizing the healthcare sector by changing how devices and people interact while providing healthcare solutions. Applications of the internet of things in healthcare can benefit patients, families, hospitals, and insurance providers. This will be the project's

future architecture. In this project the real-time scenario is taken into consideration. The patient is monitored time to time through an android application with the iot wearable device on the patient. In this application the caretaker can visualize the readings of the patient irrespective of age can notice the changes shown in the app and can act accordingly. Everything is displayed in number formats, mentioning the minimum and maximum.

2. SCOPE OF THE WORK

IoT describes a scenario in which every element of our immediate surroundings is made capable of autonomously connecting with one another without the need for human to human or machine to machine communication. In addition to being a ground-breaking discovery, it has the potential to significantly improve our quality of life. The scope of this project includes researching an IoT application and related hardware. With the aid of this application, patients in hospitals are continuously checked for health conditions. When any patient's health is in an abnormal condition, the doctor and nurse are promptly notified via alarm or message. Due of this, they frequently react fast and cater to patients.

3. EXISTING SYSTEM

There are currently systems that fall under the category of non-IoT technologies, such as BPM metres and thermometers, where we must use human labour to examine a person's results and there is no specific alert mechanism to notify a doctor when the doctor is located remotely. Before choosing one over the other, you should be informed of the specific advantages

and disadvantages that each has to offer. The patient's heart rate and blood pressure measurements are shown on the bpm metre itself. Values cannot be checked when we are in a remote place. The thermometer is the same. But in this case, using sensors and smart health care, anyone with authorised access can view the patient's values. The current technologies are too complicated for typical use, without any prior knowledge of them.

4. PROPOSED SYSTEM

Smart Health Care is the idea to calculate a person heartbeat and temperature levels with the use of sensors and analysing the results to alert the doctor about patient condition via message. To talk about the system, it's an smart health care using sensors. Here to make patient monitoring easier. This idea combines the internet of things (IoT) and medicine, allowing for extensive instrumentation of the healthcare experience regardless of the patient's and provider's locations. With the use of Data Science, the quality of care is increased. When necessary, timely and appropriate medical care can be obtained, and the services' content will be more individualized. Alarms assist in preventing patient harm by enabling quick notice of and response to life-threatening circumstances. And with these alarms and notifications from an application brings out the aim of this project including patient tracking.

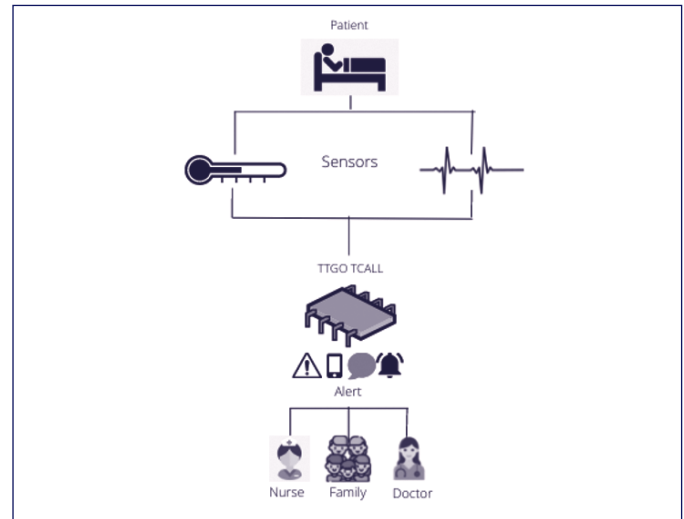
5. PROBLEM ANALYSIS

RPM (Remote patient monitoring) has the ability to significantly alter how patients are treated. If widely adopted, it will drastically alter the patient experience and make it possible for healthcare providers to manage their resources significantly more effectively than they presently are, reducing pressure on healthcare systems around the world.. The patients admitted in hospitals are monitored by the nurses and are timely noted and reported to the doctor. In order to reduce manpower we need specific devices that gives us an accurate measure of the patient's heart rate, temperature and etc. this brings out the idea of Quarantined patient monitor. The patient's complete report in displayed in the cloud server where the data is stored and linked to the application. Anyone can access the application through an authorized access to check the patient reports and monitor them from any remote location. When the patient's condition is critical the person who wish to monitor can get a message to phone number which is set for sending the alert notifications and alarms. And even the patient's location is tracked using GPS. And also, the patient can communicate with the microphone, as and when required. Smart health care is advantageous as the include efficient time usage, improves communication and better extended care. Through apps and a health information platform, patients can manage their condition on their own. Smart healthcare can help individuals better manage their own health.

6. ARCHITECTURE

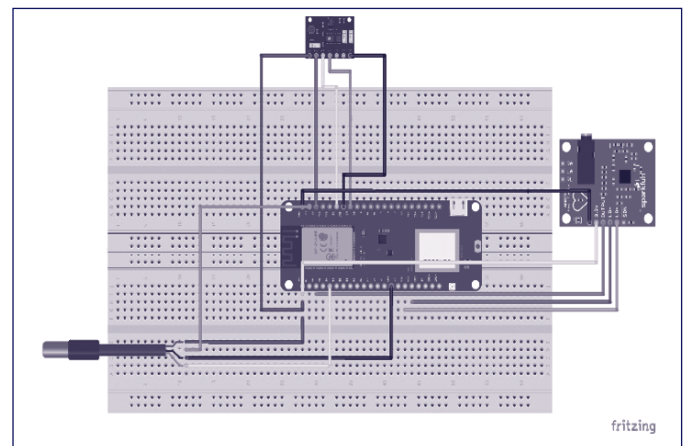
The medical industry and healthcare are heavily reliant on technology. Many technological tools and pieces of equipment have been developed for human health care. The patient monitoring system is portable, low cost, the user interface is

so friendly anyone who wishes to monitor can access easily. The patient is monitored through the band which consists of the sensors and all the readings from the sensors are stored and displayed in the app. When the readings are out of the range then the doctor/nurse/the family member who wish to monitor is notified, if in case the readings are abnormal then an alert is given. The patient's location is tracked and displayed.

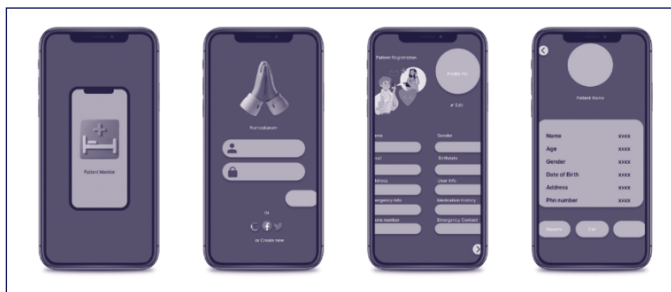


7. METHODOLOGY

Patient monitor band is a clinically accurate, wearable device. This keeps the track of heart, temperature, blood oxygen level and pulse data. The way the physicians can access that data is regular, when the patient brings the gadget, which links to the android application and transfers the recorded information through the cloud. After conducting preliminary research on the many types of devices accessible and their programmability for usage with a custom app, the lack of an intuitive technological answer became the driving force behind this project. The band is designed in such a way that the patient doesn't find it uncomfortable to wear it.

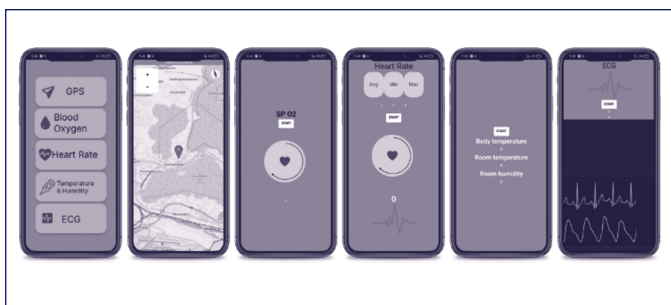


In this the temperature, heart rate, pulse is displayed and the patients live location is tracked. The google fire base is used as a data base hosting and integrating is done in fire base. To create an interface android studio is used. All the predictions whether the condition is normal or abnormal everything is displayed in the app created using the android studio.

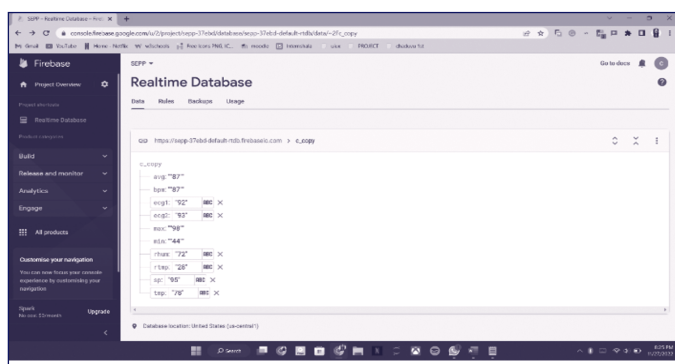


8. RESULTS AND DISCUSSION

The data is monitored through fire base. The various sensor data are displayed. Each sensor data is displayed in a separate field. And that data is sent to the customised application.



The normal human body temperature would range between 92.7-99.5 °F in an average. The temperature is normal and updated in the log continuously is the patient puts the iot wearable device. The normal heart rate of a person varies from 50-90 bpm as in case of adults it may vary from 60-100 bpm. In the same way ECG and Blood oxygen levels are also detected with the sensors. If the values are abnormal, the alarm buzzes as a way of alerting the caretaker.



REFERENCES

- [1] Arya N. IoT based Smart Health Monitoring Band for COVID-19 Patients. *International Journal of Research in Engineering, Science and Management*. 2021 Jul 6;4(7):50-3
- [2] Ha, M., Lim, S. and Ko, H., 2018. Wearable and flexible sensors for user-interactive health-monitoring devices. *Journal of Materials Chemistry B*, 6(24), pp.4043-4064.
- [3] Y. V and A. H. Shanthakumara, "Smart Real-Time Health Monitoring Band Using Machine Learning and IoT,"

2021 2nd International Conference on Smart Electronics and Communication (ICOSEC), 2021, pp. 43-46, doi: 10.1109/ICOSEC51865.2021.9591848.

- [4] Abdullah, A., Ismael, A., Rashid, A., Abou-ElNour, A. and Tarique, M., 2015. Real time wireless health monitoring application using mobile devices. *International Journal of Computer Networks & Communications (IJCNC)*, 7(3), pp.13-30.
- [5] Karandeep Malhi, Subhas Chandra Mukhopadhyay, Fellow, IEEE, Julia Schnepfer, Mathias Haeckle, and Hartmut Ewald. "A Zigbee-Based Wearable Physiological Parameters Monitoring System", in *IEEE SENSORS JOURNAL*, VOL. 12, NO. 3, MARCH 2012.
- [6] Thomas, S.S., Saraswat, A., Shashwat, A. and Bharti, V., 2016, October. Sensing heart beat and body temperature digitally using Arduino. In *2016 International Conference on Signal Processing, Communication, Power and Embedded System (SCOPE)* (pp. 1721-1724). IEEE.
- [7] Thamaraiselvi K, Rinesh S, Ramaparththy L, Karthick V. Internet of Things (IoT) based smart band to ensure the security for women. In *2019 International Conference on Smart Systems and Inventive Technology (ICSSIT) 2019* Nov 27 (pp. 1093-1096). IEEE.
- [8] Prasad AS, Kavanashree N. ECG monitoring system using AD8232 sensor. In *2019 International Conference on Communication and Electronics Systems (ICCES) 2019* Jul 17 (pp. 976-980). IEEE.
- [9] Kamble P, Birajdar A. IoT based portable ECG monitoring device for smart healthcare. In *2019 Fifth International Conference on Science Technology Engineering and Mathematics (ICONSTEM) 2019* Mar 14 (Vol. 1, pp. 471-474). IEEE.
- [10] Khan, M.M., Mehnaz, S., Shaha, A., Nayem, M. and Bourouis, S., 2021. IoT-Based Smart Health Monitoring System for COVID-19 Patients. *Computational and Mathematical Methods in Medicine*, 2021.

AUTHORS

Ms. Divya Deepika Nammi, Student, Department Computer Science and Engineering, Centurion University of Technology and Management, Gidijala - Neelakundilu Road, Gidijala, Visakhapatnam – 531 173 (Andhra Pradesh)

Dr. Uttam Mande, Asst. Professor, Department Computer Science and Engineering, Centurion University of Technology and Management, Gidijala - Neelakundilu Road, Gidijala, Visakhapatnam – 531 173 (Andhra Pradesh)

Ms. Sahithi Nalla, Student, Department Computer Science and Engineering, Centurion University of Technology and Management, Gidijala - Neelakundilu Road, Gidijala, Visakhapatnam – 531 173 (Andhra Pradesh)

Ms. Vineetha Vavilapalli, Student, Department Computer Science and Engineering, Centurion University of Technology and Management, Gidijala - Neelakundilu Road, Gidijala, Visakhapatnam – 531 173 (Andhra Pradesh)